

# How to Search Social Work Abstracts an OhioLINK research database

---

Ohio Dominican University Library

## What is Social Work Abstracts?

*Social Work Abstracts* contains more than 45,000 records from social work and other related journals on topics such as homelessness, AIDS, child and family welfare, aging, substance abuse, legislation, community organization, and more. Covers 1977 – present.

## Step 1. Connect to the database

- Connect to the ODU Library homepage: <http://www.ohiodominican.edu/library>
- From the Library's homepage, follow these links:

Articles in Databases Social Work → [Social Work Abstracts](#)

## Step 2. Start Your Search

Frequently this is a keyword search as follows:

1. Use the **Keyword or Phrase** box to enter your search term(s).

- Type a single word or phrase

**Example:** alzheimer's

**Example:** assisted living

- Type AND to narrow your search or use OR to broaden your search

**Example:** aging and religion

finds items that contain **both** these words

**Example:** geriatrics or gerontology




finds items that contain **either** of these words

- Type an **asterisk** (\*) to search for different endings of a word

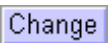
**Example:** therap\*

finds therapy, therapies, therapist, therapists, etc.

### Step 3. Review and Locate Your Articles

1. Use the   buttons to view the previous and the next items in your search results list.
2. Click on **Complete Record** to view an abstract (summary) of the article.
3. If you see this icon,  then the full text of the article is available online. Click the icon to view the link to the full-text article.
  - If the article is not available online, then search for the journal title in our **library catalog** using a Title search.
    - If the journal is in our library, make sure the volume and issue number you need is available.
  - If it is not in our library, you can do an Interlibrary Loan Request to obtain a free copy of the article (allow 3-10 days for processing). Go to the library homepage and click on **Interlibrary Loan** (in the right-side menu).

### Step 3. Limit Your Search

- You can limit your search by publication year.
- Click on the  button in the upper-right corner of the screen to change the search limits.

### Step 5. Printing, Saving and Emailing Article Records

Use the following icons, located in upper-right corner of your search results screen:



to print



to save to disk



to email

**For more help or to use some of the database's advanced search features,**  
click on **Database Help** near the top of the database search screen,  
Or contact a Reference Librarian: tel. (614) 251-4754, toll-free (888) 681-8044,  
email [refdesk@ohiodominican.edu](mailto:refdesk@ohiodominican.edu).